



ACUSTIMODUL-80A

Soundproofing

Insulating And Sound Absorbing Acoustic Panels

PRESENTATION


Acustimodul 80A panels range are used for the installation of acoustic cabins, booth and barriers for the soundproofing of all kind of machinery.

ADVANTAGES

Easy and quick to assemble modular panels. Thanks to the dovetail system the unit possesses greater sealing and less leaks, all of which results in greater insulation.

APPLICATIONS

Indoor and outdoor barrier, acoustic booths, control and rest rooms, acoustic barrier for climate control and industry in general. Acoustic barriers or screens for climate control, industrial and commercial cold.

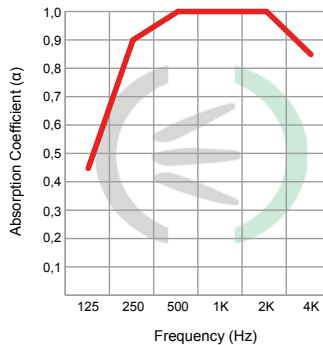
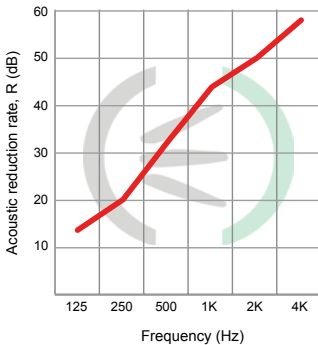


TECHNICAL DATA

- Exterior:** 1 mm. pre-lacquered smooth plate.
- Interior:** 0.5 mm. multi-perforated pre-lacquered plate.
- Colour:** Light grey similar to RAL 9002
- Sound absorbing material:** 70kg/m³ rockwool.
- Finishing:** Rockwool with Black protection tissue.
- Dimensions of the panels:** 450 x 2000, 2500, 3000 or 4000 mm.
- Thickness:** 80 mm. **Weight:** 21 kg/m².
- Perforation percentage:** 28 %.
- Maximum allowable working stress:** $\sigma = 224$ N/mm².
- Young's modulus:** $E = 210.000$ N/mm².
- Fire resistance:** B S1 d0 in accordance with AITEX Nr. 08AN0311.
- Acoustic certificate:** APPLUS Nr. 12/4570-709.
- Acoustic absorption:** APPLUS Nr 12/4570-708.
- CE marking.**



PICTURES



f(Hz)	125	250	500	1K	2K	4K
R(dB)	13	20	32	44	50	57

f(Hz)	125	250	500	1K	2K	4K
α	0,45	0,90	1,00	1,00	1,00	0,85

Acustimodul-80A	
Overall acoustic reduction rate, R_W (C;Ctr):	32 (-1;-6) dB
Index to assess airborne sound insulation DL_R :	26 dB - Category B3
Single index to assess the sound absorption DL_{α} :	15 dB - Category A4
Weighted sound absorption coefficient α_W :	1,00
Acoustic absorption class:	A

© ACÚSTICA INTEGRAL, S.L. - 2013 - Reserves the right to introduce changes without prior notice.

ASSEMBLY INSTRUCTIONS



The ground on which the acoustic cabin or enclosures has to be mounted should be totally flat. In the case of acoustic barriers a perimeter leveling concrete band has to be built. Panels should be installed vertically and assembled using the dovetail system. With the help of the special profile, **PF80** (see attached diagram) proceed to assemble the 450 mm wide modulated panels. Special width size panels can be manufactured on request according to requirements needs.



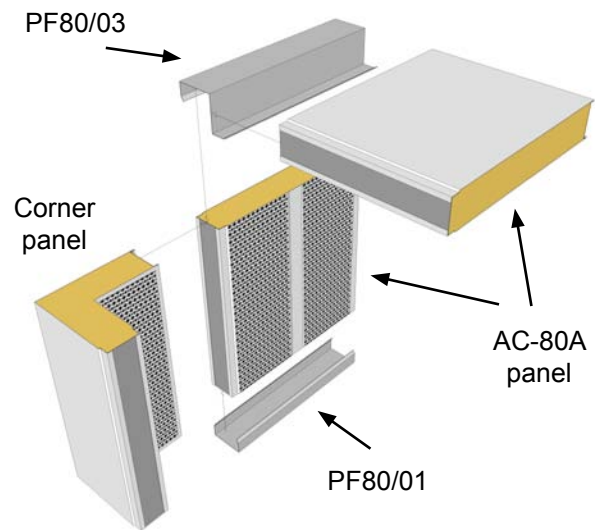
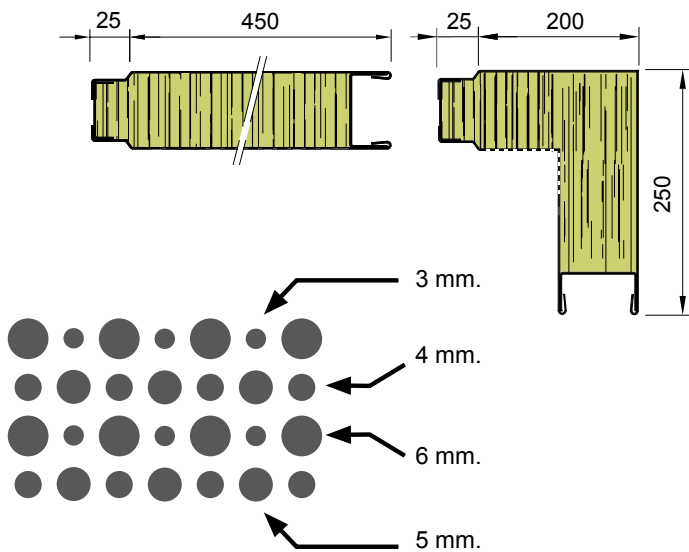
Cabins or enclosures: Once the walls have been installed, ceiling assembly can begin using the profiles **PF80/03** and finishing profiles **PF80/04**.

For exterior installations where greater leak-proofing is required against rainwater, it is strongly recommended to install an additional waterproof ribbed-panel roof over the cabin.

Barriers or screens: we recommend to place reinforced trestles and fixing points every 3 metres.

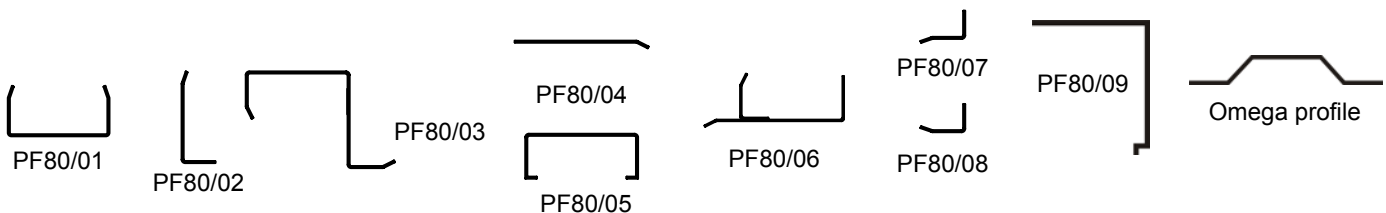
Accessories: both **RSC** acoustic doors and **VRC** or **VRCS** acoustic glass vision panels are sized to be installed between the modular panels in multiples of 450mm. Silencers for ventilation systems may be installed according to the foreseen global acoustic insulation level.

SKETCHES AND PLANS



PROFILE

Made of 1.2mm pre-lacquered galvanized smooth sheet metal shaped to be assembled with the panels. Maximum length of 3000mm. Special thickness of 2.5mm for barriers and special installations.



© ACÚSTICA INTEGRAL, S.L. - 2013 - Reserves the right to introduce changes without prior notice.

